





Spring 1 Caterpillars – Traditional Stories

Week	Focus	Key text	Rhymes/songs	Word of the week	Experiences (Year 1)	Experiences (Year 2)
1	I have Empathy		<p>Jack and Jill</p> <p>https://www.bbc.co.uk/teach/school-radio/eyfs-nursery-rhymes-songs-jack-and-jill/z4t3sk7</p>	Empathy	<p>Exploring emotions</p> <p>matching feelings to what makes us feel that way.</p> <p>Face/emotion collages</p> <p>dinosaur small world- sensory</p> <p>Kindness cup- can they fill it up? - stickers</p> <p>playdough faces</p> <p>mirrors- exploring emotions</p> <p>first day photos/hands</p> <p>recap rules</p> <p>*finger puppets for fairytales</p>	<p>Exploring emotions, faces, taking photographs and acting out emotions to create posters to show emotions and feelings and what we can do if we are feeling grumpy - link to scaling</p> <p>dinosaur world - sensory</p> <p>kindness cup- can we fill it up? stickers</p> <p>playdough recreate emotions</p> <p>First day pics/hands</p> <p>recap rules</p> <p>*finger puppets for fairytales</p>
2	<p>Making sense of textures and material.</p> <p>Noticing differences and similarities of our own houses</p> <p>Exploring shapes to design houses</p> <p>Learn our address and where we live</p> <p>Focus on problem</p>		<p>The House that Jack Built</p> <p>https://www.bbc.co.uk/teach/school-radio/eyfs-listen-and-play-the-house-that-jack-built/zfnxwty</p>	Structure	<p>copy construction houses</p> <p>printing with lego and duplo bricks</p> <p>collage houses with sticks and straw</p> <p>cut and stick story map</p> <p>(Challenge- draw own story map)</p> <p>playdough pigs</p> <p>wolf portrait</p>	<p>Sharing photos of our own houses.</p> <p>Constructing our own houses</p> <p>Exploring materials and what things are made of.</p> <p>junk modelling houses for the pigs</p> <p>story ordering</p> <p>playdough pigs</p> <p>step by step wolf drawing</p> <p>using shapes to create characters in the story</p> <p>pigs sensory</p>

					<p>using shapes to make a house</p> <p>pigs in mud sensory play</p> <p>make pig snouts</p> <p>playdough puff puff maze</p> <p>What's the time Mr Wolf</p>	<p>pig/wolf paper plate</p> <p>playdough puff game</p> <p>Whats the time Mr Wolf</p>
3	<p>Castles/Kings and Queens</p> <p>Characters and Spinning Wheels</p> <p>Character choices</p>		<p>Golden Slumbers</p> <p>https://www.bbc.co.uk/teach/school-radio/nursery-rhymes-golden-slumbers/zvbtqp</p> <p><u>3</u></p>	<p>Spinning</p>	<p>Puppet show - make their own characters from the story and tell the story.</p> <p>Large Castle small world. Role play the story figures</p> <p>Cloud Dough</p> <p>Tearing or ripping the paper to make a collage shield or wand.</p> <p>Anticlockwise movements - spinning music and scarves salad spinning art group junk modelling castle.</p> <p>Spinning wheel video</p> <p>Plant pot crowns for threading beads</p>	<p>Puppet show - make their own characters from the story and tell the story.</p> <p>Large Castle small world. Role play the story figures</p> <p>Make a princess</p> <p>printing leaves</p> <p>Anticlockwise movements - spinning music and scarves spiral painting - anticlockwise shape castle - looking at photo spinning wheel video</p> <p>Exploring textures/creating potions to wake up Arora.</p>

<p>4</p>	<p>Africa - Where is Africa? How do you get to Africa? What is the weather like in Africa?</p>		<p>Yellow Bird</p> <p>https://www.bbc.co.uk/teach/school-radio/nursery-rhymes-yellow-bird/zv2j47h</p>	<p>Africa</p>	<p>Google Earth Africa Africa PP Jigsaw map of Africa Use paper plates to create african necklaces Drawing vertical lines, standing, large movements- chinks outside Begin to practise skills for the final art piece Printing, line painting, cotton buds, straws Lion paper plate</p>	<p>Google Earth - Visit to Africa Africa PP How to draw a lion lion portrait paper plate african animals Exploring fruit and numerals- sorting Practising balancing with bean bags on heads Fruit shop role play Africa animal small world play Compare how we shop here vs Africa Exploring vertical lines</p>
<p>5</p>	<p>Traditional Tale from Ghana Compare the story to Little Red Riding Hood Explore patterns/textiles and life in Ghana through the story. Focus on setting</p>		<p>The animal fair</p> <p>The animal fair - BBC Teach</p>	<p>Ghana</p>	<p>Pebble shape matching on paper Threading pasta and beads Animal print art Tasting fruit - pomegranate & pineapple</p>	<p>Ghana flag Compare ghana village to our own homes Lion silhouette picture behind sunset Wrap around - string print art</p>

					<p>African Animals and buttons</p> <p>Making musical instruments</p>	<p>exploring animal patterns</p> <p>Feed the lion discuss healthy choices</p>
6	Using our imagination to create our own make believe stories and play.		<p>You Choose Nursery Rhymes - Share your favourite rhymes</p>	Imagination	<p>create own stories from you choose</p> <p>Send in favourite stories to talk about</p> <p>small world play - child choice</p> <p>playdough challenges</p> <p>creating own puppets</p> <p>putting on a puppet show</p>	<p>I spy- coloured water and a clear cup</p> <p>Challenge- Stories beginning with the same letter- sort the items</p> <p>Junk modelling vehicles</p> <p>building towers</p> <p>google map finding own houses</p> <p>Sharing favourite things to do</p> <p>create own stories with real life photo's of friends, family and places.</p> <p>small world- child choice</p>